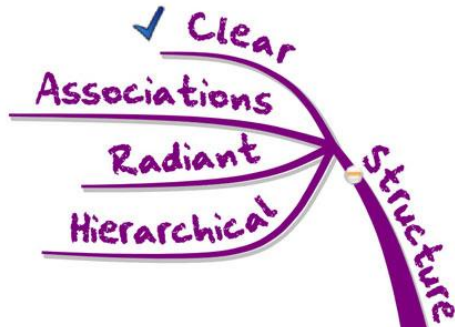


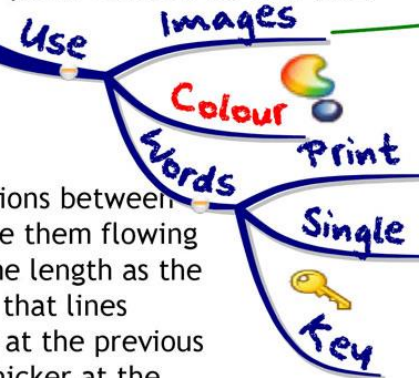
5. The structure that should develop will be a 'radiant hierarchy', with ideas radiating out from your central theme and main branches.



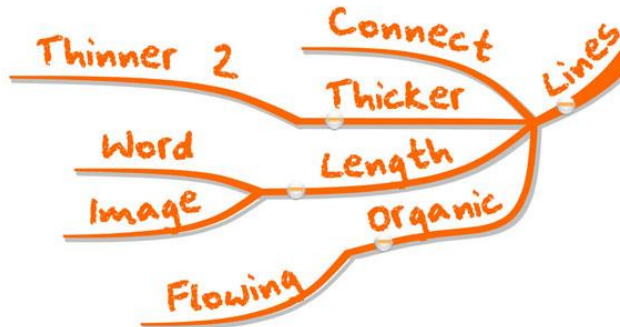
1. Start at the centre of a blank, landscape page, ideally with a colourful image to represent your subject.



2. Use words and pictures throughout your map. Wherever possible use single KEY words, printed along a line. Each word or picture sits on its own line.



3. The lines make the associations between ideas as clear as possible. Make them flowing and organic, each line the same length as the word or image. Always ensure that lines connect to the end of the line at the previous level. Typically lines will be thicker at the centre and thinner further out.



4. Experiment with different ways of linking and emphasising different aspects. Use highlighters, codes and arrows as necessary.

