

Supporting technology enhanced learning at BU

(example of the landing page)

Become an HE fellow



Video: 'tell me how technology can support learning' (inspiring video – medium quality)

Introductory text:

Exciting changes are underway to improve the way that staff and students interact online. This site provides access to a range of services to support and enhance the learning experience and provide you with a centralised toolkit of learning tools, techniques and software.

Find out more about



Improving Assessment and feedback Another subject

Lorem ipsum dolor sit amet, consectetur adipiscing elit. Aenean commodo ligula eget dolor.




Another subject

Lorem ipsum dolor sit amet, consectetur adipiscing elit. Aenean commodo ligula eget dolor.



Produce learning content

Lorem ipsum dolor sit amet, consectetur adipiscing elit. Aenean commodo ligula eget dolor.



Communicate with students

Lorem ipsum dolor sit amet, consectetur adipiscing elit. Aenean commodo ligula eget dolor.



Collaborate & co-create

Lorem ipsum dolor sit amet, consectetur adipiscing elit. Aenean commodo ligula eget dolor.



Evaluate

Lorem ipsum dolor sit amet, consectetur adipiscing elit. Aenean commodo ligula eget dolor.

Contact us

Let us know what has worked for you - CEL forum

FIND OUT MORE ABOUT

- Flipping the classroom
- Blended learning solutions
- Peer assessment in groups
- Supporting embodied learning
- Using interactive polling systems
- Producing videos for learning
- Etc.

Twitter feed

Tweets

CEL BU @cel_bu . @DebbieHolley1 & @JacqPriego having fun with #PGCert #teaching prep! Using @HEAcademy resources #loveHE #highered pic.twitter.com/8GzGLptEWm

Expand

CEL BU @cel_bu Looking forward to this webinar

7 Oct

Tweet to @cel_bu

Find out what BU students think about technological learning



“Flipped classes really work for me – I come to lectures prepared to delve deeply into the subject with my tutor”
Find out more [SEE SLIDE 4](#)



“Peerwise is a great tool – we tend to work in groups to produce questions & answers, then our tutors reviews them, all remotely”
Find out more



“My course is very practical, but I also need the support of virtual back-up learning materials. This mix gives me a real **blended learning** experience”
Find out more

Links to BU technological learning tools



PeerWise
peerwise@cs.auckland.ac.nz



CEL News and events

“It fell flat. I thought I was in a university lecture”

Posted October 16, 2015. Filed under [News](#)



If you saw the Apprentice, episode 2, last night you will have heard Baroness Brady utter these words (at 50 minutes and 40 seconds). In the same episode, Baroness Brady points out how insulting stereotypes can be but I fear she has stereotyped universities and ignored all the excellent work that nowadays goes on inside... [Read more »](#)

Teaching and learning in the new Fusion1 building

Posted October 14, 2015. Filed under [News](#)



The new Fusion1 building is taking shape on Talbot campus and will see students being taught there for the first time in September 2016. Far more than solely a new building with extra lecture and seminar rooms, the plan is that BU should develop an innovative philosophy for teaching and learning to make Fusion1 a... [Read more »](#)

Research Staff Association (RSA) coffee morning – 28 Oct 15 at the EBC

Posted October 14, 2015. Filed under [Events and workshops](#), [News](#)

The first Research Staff Association (RSA) coffee morning will be taking place on Wednesday the 28th October, in the café area of the EBC (Lansdowne Campus) from 10 to 11am. This is an informal opportunity to meet other research staff over coffee and cake, discuss your work and share ideas for future collaborations. It will... [Read more »](#)



At the heart of the learning experience

Try something different

Student video on feedback and how it works best for them (or see JISC reconceptualising feedback video)



Effective assessment has greater bearing on successful learning than almost any other factor. Increasing student numbers are adding to marking workloads for staff and students express more dissatisfaction with assessment and feedback than with any other aspect of their learning experience, according to the [National Student Survey \(2015\)](#).

Technology can enable different, new and more immediate methods of assessment, helping to reduce staff workloads whilst improving the quality of assessment and feedback for students.

Contact us

Let us know what has worked for you - CEL forum

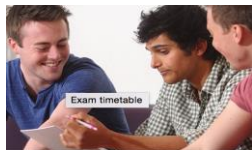
- Top tips when providing student & group feedback
- ✓ Idea
 - ✓ Idea
 - ✓ Idea
 - ✓ Idea

How - methods



Approaches to assessment

Lorem ipsum dolor sit amet, consectetur adipiscing elit. Aenean commodo ligula eget dolor.



Formative assessment

Lorem ipsum dolor sit amet, consectetur adipiscing elit. Aenean commodo ligula eget dolor.



Promoting indep. learning

Lorem ipsum dolor sit amet, consectetur adipiscing elit. Aenean commodo ligula eget dolor.



The feedback experience

Lorem ipsum dolor sit amet, consectetur adipiscing elit. Aenean commodo ligula eget dolor.

What BU students say about the use of feedback in BU

'My lecturer is great at providing comprehensive feedback. She does this via XXX'
[Find out more](#)

'My lecturer is great at providing comprehensive feedback. She does this via XXX'
[Find out more](#)

'My lecturer is great at providing comprehensive feedback. She does this via XXX'
[Find out more](#)

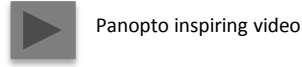
If you have a question or want a short training session to get you familiar with providing feedback then:

Email: joblaggs@bournemouth.ac.uk
Tel: 01202 123456

Email: joblaggs@bournemouth.ac.uk
Tel: 01202 123456

Links to find out more about feedback tools and relevant case studies





Book on a Panopto training course or drop-in session


Contact us or access the CEL forum

Panopto is a desktop / lecture capture tool which enables you to:

- Create easily accessible resources for students with built-in text character and voice recognition
- Record your screen to create 'offline' lectures and webcasts
- Enhance PowerPoint slides to create multimedia presentations with built in navigation
- Record lecture and seminar activities
- Publish video content to myBU units
- Upload pre-recorded video with controlled permissions for viewing by students and analytics to check how videos are being used
- Access and upload video presentations via mobile devices

Download the Panopto android app

Download the Panopto apple app

Download full user guide 

Find out how to use Panopto - videos



Record and webcast

Lorem ipsum dolor sit amet, consectetur adipiscing elit. Aenean commodo ligula eget dolor.



Lecture & desktop capture

Lorem ipsum dolor sit amet, consectetur adipiscing elit. Aenean commodo ligula eget dolor.



Powerpoint capture

Lorem ipsum dolor sit amet, consectetur adipiscing elit. Aenean commodo ligula eget dolor.



Find out more about:

Producing videos: Link to the training course pages – possible online courses

Top 5 Panopto tips

- ✓ Idea
- ✓ Idea
- ✓ Idea
- ✓ Idea
- ✓ Idea

Best practice/things I found out – videos produced using Panopto and or case studies



If you have a question or want a short training session to get you familiar with the tool contact a BU expert:

Email: joblaggs@bournemouth.ac.uk
Tel: 01202 123456

Email: joblaggs@bournemouth.ac.uk
Tel: 01202 123456

Book on a Blackboard training session

Contact us or access the CEL forum

Blackboard is BU's virtual learning environment (VLE).

Download the Blackboard app

Using the blackboard VLE – short videos going through main points



Assessments

Lorem ipsum dolor sit amet, consectetur adipiscing elit. Aenean commodo ligula eget dolor.



Text and quizzes

Lorem ipsum dolor sit amet, consectetur adipiscing elit. Aenean commodo ligula eget dolor.



Blogs

Lorem ipsum dolor sit amet, consectetur adipiscing elit. Aenean commodo ligula eget dolor.



Wikis

Producing videos: Link to the training course pages – possible online courses



Navigation

Lorem ipsum dolor sit amet, consectetur adipiscing elit. Aenean commodo ligula eget dolor.



Set up

Lorem ipsum dolor sit amet, consectetur adipiscing elit. Aenean commodo ligula eget dolor.



Roll over

Lorem ipsum dolor sit amet, consectetur adipiscing elit. Aenean commodo ligula eget dolor.



Find out more about:

Producing videos: Link to the training course pages – possible online courses

Top 5 Blackboard tips

- ✓ Idea
- ✓ Idea
- ✓ Idea
- ✓ Idea
- ✓ Idea

Find out about other tools & techniques

Flipping the classroom
Blended learning solutions
Digital competency framework
Producing videos for learning
Additional Learning Support
Etc.

If you have a question or want a short training session to get you familiar with the tool contact a BU expert:

Email: joblaggs@bournemouth.ac.uk
Tel: 01202 123456

Email: joblaggs@bournemouth.ac.uk
Tel: 01202 123456

Using blackboard – text pages or multi video pages

Unit content

Lorem ipsum dolor sit amet, consectetur adipiscing elit. Aenean commodo ligula eget dolor.

Course content

Lorem ipsum dolor sit amet, consectetur adipiscing elit. Aenean commodo ligula eget dolor.

Communication tools

Lorem ipsum dolor sit amet, consectetur adipiscing elit. Aenean commodo ligula eget dolor.

Another subject

Lorem ipsum dolor sit amet, consectetur adipiscing elit. Aenean commodo ligula eget dolor.

Flipping your classroom (example of a pedagogic page)

Book on a course/seminar



Inspirational video about flipping

What is it

We know that spending our time 'telling students stuff' is not usually a very effective or motivational way for them to learn (Claxton, 1999). People learn best when they are actively engaged (Prince, 2004). Flipping the classroom is an approach to learning that allows teachers to free up face-to-face time for more interactive styles of learning (Educause, 2012). It does this by removing traditional in-class content 'delivery' and flipping it so that instead, this is covered as preparatory work.

Students benefit from being able to view, listen to or read preparatory materials outside the classroom (Khan, 2011). They can do this at their own pace: they can re- cap the bits they don't understand as many times as necessary, and they can skip the bits they do understand. The provision of multi-media resources not only facilitates own-pace learning but it is also inclusive of all different types of learner, including those with different learning difficulties, disabilities and international students (Lage et al, 2000).

How to do it

+ [Step 1](#)

+ [Step 2](#)

+ [Step 3](#)

+ [Step 4](#)

+ [Step 5](#)

Links to enabling tools



Contact us

Top tips when 'flipping'

- ✓ Determine how you want to produce your content
- ✓ XXX vvgbbb ddfdf
- ✓ Sds s dsd sd

If you have a question or want a short training session to get you familiar with the idea of flipping contact:

Email: joblaggs@bournemouth.ac.uk
Tel: 01202 123456

Email: joblaggs@bournemouth.ac.uk
Tel: 01202 123456



Book your place



PedRIO and ED events

[Save event](#)

This event is open to Plymouth University staff only.

The flipped classroom approach places emphasis on students undertaking preparatory work prior to attending teaching sessions in order to enhance engagement with peers and academic staff in scheduled seminars and workshops.

'The Flipped Classroom' workshop will help participants identify what flipping looks like and explore its benefits in terms of student learning.

There will be opportunities to critique flipping practice, asking questions such as: What is good practice? Where are the problem areas?

Participants will be encouraged to develop their initial ideas as to where and how they might flip their teaching.

Dec 2015

9

14:00 - 16:00

2nd Floor Meeting Room, 3 Endsleigh Place

< December 2015 >

Mon	Tue	Wed	Thu	Fri	Sat	Sun
30	1	2	3	4	5	6
7	8	9	10	11	12	13
14	15	16	17	18	19	20
21	22	23	24	25	26	27
28	29	30	31	1	2	3

Today's events

Get Inspired



Search our site

Get inspired page would be aimed at those people who are using currently technology to a high level, but want to extend their expertise into new areas.

Example content

- Links to HEA and HE fellowship opportunities
- Links to JISC articles
- Social learning
- Collaborative learning
- Gamification
- Internal survey asking how student want to use technology?
- Borrow and use equipment
- Links to great videos and new ideas
- Links to case studies and papers